



District Report Card: 2017


State: West Bengal	District: Puruliya
Class: 3	Subject: Language
Schools: 60	Students: 927


Participation/Coverage


Students

 GENDER	Boys		Girls	
	Number	%	Number	%
	451	48.65	476	51.35

 AREA	Rural		Urban	
	Number	%	Number	%
	869	93.74	58	6.26

 CATEGORY	SC		ST		OBC		GEN	
	Number	%	Number	%	Number	%	Number	%
	154	16.61	161	17.37	357	38.51	255	27.51

 CWSN	LD	VI	HI	S&LD	ID	Oth
	0	3	1	3	2	4

 Management	Government		Government-aided	
	Number	%	Number	%
	151	16.29	776	83.71

Average Performance of Students in Language (%)

Overall	Gender		Area		Management		Social Group			
	Male	Female	Rural	Urban	Govt.	Aided	SC	ST	OBC	GEN
73.07	73.75	72.42	74.02	58.85	74.53	72.78	69.44	75.82	70.91	76.55

Performance on Learning Outcomes (LOs)

Learning Outcomes	Description	Average Performance(%)
L304	Reads small texts with comprehension i.e., identifies main ideas, details, sequence and draws conclusions	74.43
L312	Reads printed scripts on the classroom walls: poems, posters, charts etc.	70.33

Range of Performance of Students who Answered Correctly							
Below 30%		30% - 50%		50% - 75%		Above 75%	
Number	%	Number	%	Number	%	Number	%
67	7.23	100	10.79	262	28.26	498	53.72

Lowest Performing Learning Outcomes (LOs)

- 1 - Reads printed scripts on the classroom walls: poems, posters, charts etc. (70.33)
- 2 - Reads small texts with comprehension i.e., identifies main ideas, details, sequence and draws conclusions (74.43)